

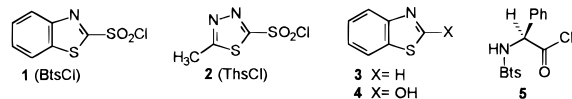
Heteroarene-2-sulfonyl Chlorides (BtsCl; ThsCl): Reagents for Nitrogen Protection and >99% Racemization-Free Phenylglycine Activation with SOCl₂

Edwin Vedejs,* Shouzhong Lin, Artis Klapars, and Jiabing Wang

Chemistry Department, University of Wisconsin
Madison, Wisconsin 53706

Received May 6, 1996

Acid chlorides derived from N-acylamino acids undergo facile cyclization to the easily racemized oxazolinones.¹ Nitrogen protection using alkoxycarbonyl groups improves amino acid chloride stability and the *N*-(fluorenylmethoxy)carbonyl (Fmoc) derivatives can be stored in crystalline form.^{1b} However, they can still cyclize to oxazolinones, especially if tertiary amines are present.² The corresponding acid fluorides may offer a better combination of reactivity and stability for use in peptide synthesis.^{3,4} For applications that demand the reactivity of an acid chloride, the risk of oxazolinone formation can be avoided by using an arenesulfonyl group to protect nitrogen,^{5,6} but arenesulfonamide cleavage in the amino acid series has been difficult. We report a solution to this problem using the heteroarenesulfonyl chlorides benzothiazole-2-sulfonylchloride (**1**, BtsCl, “betsyl” chloride) or 5-methyl-1,3,4-thiadiazole-2-sulfonyl chloride (**2**, ThsCl, “thisyl” chloride).



Commercially available 2-mercaptobenzothiazole or 2-mercapto-5-methyl-1,3,4-thiadiazole were treated with excess chlorine in HOAc–H₂O.⁷ The resulting crystalline **1** or **2** were stable for months in the freezer, but evolution of SO₂ was

(1) (a) For reviews, see: Kemp, D. S. In *The Peptides*; Gross, E., Meienhofer, J., Eds.; Academic Press, Inc.: New York, 1979; Vol. 1, p 315. Beyermann, M.; Granitz, D.; Bienert, M.; Carpino, L. A. In *Peptides: Chemistry and Biology*; Marshall, G. R., Ed.; ESCOM: Leiden, The Netherlands, 1988; p 101, 189. Bodanszky, M. *Principles of Peptide Synthesis*, 2nd ed.; Springer-Verlag: Berlin, 1993. (b) Carpino, L. A.; Cohen, B. J.; Stephens, K. E., Jr.; Sadat-Aalae, S. Y.; Tien, J.-H.; Langridge, D. C. *J. Org. Chem.* **1986**, *51*, 3732. Frerot, E.; Coste, J.; Pantaloni, A.; Dufour, M.-N.; Jouin, P. *Tetrahedron* **1991**, *47*, 259. Benoiton, N. L.; Lee, Y. C.; Steinaur, R.; Chen, F. M. F. *Int. J. Pept. Protein Res.* **1992**, *40*, 559. Spencer, J. R.; Antonenko, V. V.; DeLaet, N. G. J.; Goodman, M. *Int. J. Pept. Protein Res.* **1992**, *40*, 282. Akaji, K.; Kuriyama, N.; Kiso, Y. *Tetrahedron Lett.* **1994**, *35*, 3315.

(2) Carpino, L. A.; Chao, H. G.; Beyerman, M.; Bienert, M. *J. Org. Chem.* **1991**, *56*, 2635. Sivanandaiah, K. M.; Suresh Babu, V. V.; Shankaramma, S. C. *Int. J. Pept. Protein Res.* **1994**, *44*, 24.

(3) (a) Carpino, L. A.; Mansour, E.-S. M. E.; Sadat-Aalae, D. *J. Org. Chem.* **1991**, *56*, 2611. (b) Carpino, L. A.; El-Faham, A. *J. Am. Chem. Soc.* **1995**, *117*, 5401. (c) Wenschuh, H.; Beyermann, M.; Krause, E.; Brudel, M.; Winter, R.; Schumann, M.; Carpino, L. A.; Bienert, M. *J. Am. Chem. Soc.* **1994**, *59*, 3275. Carpino, L. A.; Sadat-Aalae, D.; Chao, H. G.; DeSelms, R. H. *J. Am. Chem. Soc.* **1990**, *112*, 9651. (d) Carpino, L. A.; Mansour, E.-S. M. E.; El-Faham, A. *J. Org. Chem.* **1993**, *58*, 4162.

(4) (a) Kearns, J.; Kayser, M. M. *Tetrahedron Lett.* **1994**, *35*, 2845. (b) Xi, N.; Ciufolini, M. A. *Tetrahedron Lett.* **1995**, *36*, 6595. (c) Weisz, I.; Roboz, J.; Bekesi, J. G. *Tetrahedron Lett.* **1996**, *37*, 563.

(5) (a) Fischer, E. *Chem. Ber.* **1915**, *48*, 93. (b) Cleavage of *N*-(toluenesulfonyl)amino protecting groups: Maurer, P. J.; Takahata, H.; Rapoport, H. *J. Am. Chem. Soc.* **1984**, *106*, 1095. Hamada, T.; Nishida, A.; Yonemitsu, O. *J. Am. Chem. Soc.* **1986**, *108*, 140. Art, J. F.; Kestemont, J. P.; Soumillon, J. Ph. *Tetrahedron Lett.* **1991**, *32*, 1425. Roemmele, R.; Rapoport, H. *J. Org. Chem.* **1988**, *53*, 2367. (c) Vedejs, E.; Lin, S. *J. Org. Chem.* **1994**, *59*, 1602.

(6) (a) Carpino, L. A.; Shroff, H.; Triolo, S. A.; Mansour, E.-S. M. E.; Wenschuh, H.; Albericio, F. *Tetrahedron Lett.* **1993**, *34*, 7829. Arzeno, H. B.; Kemp, D. S. *Synthesis* **1988**, 32. Hamada, T.; Nishida, A.; Yonemitsu, O. *Tetrahedron Lett.* **1989**, *30*, 4241. (b) Fukuyama, T.; Jow, C.-K.; Cheung, M. *Tetrahedron Lett.* **1995**, *36*, 6373. Coulaouic-Dubois, C.; Guggisberg, A.; Hesse, M. *J. Org. Chem.* **1995**, *60*, 5969.

(7) (a) Roblin, R. O., Jr.; Clapp, J. W. *J. Am. Chem. Soc.* **1950**, *72*, 4890. (b) Stanovnik, B.; Tisler, M. *Arch. Pharm.* **1965**, *298*, 357.

apparent after several days or less at rt (room temperature), depending on crystal quality. Simple amines reacted rapidly with **1** and **2** under aprotic conditions. With zwitterionic amino acids, the best results were achieved by stirring a suspension of **1** or **2** in a solution of the amino acid in NaOH–H₂O while maintaining pH in the range of 10–10.5. This method afforded crystalline *N*-Bts and *N*-Ths derivatives in 92–97% yield with alanine, valine, phenylalanine, proline, and phenylglycine (Phg).⁸ The *N*-Ths derivatives formed significantly faster (2 h at 0 °C for Ths-Phg vs 10 h at 10 °C for Bts-Phg), probably because ThsCl has greater water solubility compared to BtsCl. Under similar conditions, but using 3.1 equiv of ThsCl, both amino groups of lysine were protected (*N*_α,*N*_ε-bis-Ths-Lys, 89%). Serine reacted selectively using 1.5 equiv of ThsCl (74% *N*-Ths-Ser isolated),⁹ but similar treatment with BtsCl afforded a mixture. The standard method produced the mono-Bts derivative of tryptophan (>95% yield) without affecting the indole nitrogen. Tyrosine gave the bis-sulfonylation product using 3.1 equiv of ThsCl at pH 10 (90%), but O-sulfonylation could be prevented by temporary O-silylation. Thus, heating with bis-(trimethylsilyl)acetamide (2.1 equiv, CH₃CN) followed by reaction with BtsCl in pyridine afforded *N*-Bts-Tyr in 72% yield. Modified nonaqueous conditions were also used to prepare Bts-Phg from Phg + Me₃SiCl/Et₃N (THF, reflux) followed by BtsCl/Et₃N to give Bts-Phg in 87% yield. Useful bis-*N*-sulfonylation of arginine was not achieved under a variety of conditions, however.

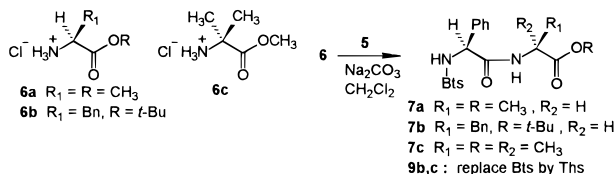
Removal of the *N*-Bts or *N*-Ths groups was accomplished at rt by treatment with Zn/HOAc–EtOH or Al–Hg/ether–H₂O. Slow addition of excess 50% H₃PO₂ to a ca. 1 M DMF solution of the substrate also worked, although removal of the DMF was tedious. No cleavage was observed in THF at rt, but good results were obtained by slow addition of 50% H₃PO₂ to the substrate in refluxing THF (for example, *N*_α-Bts-Trp to Trp; 90% isolated). Other reducing agents (Na₂S₂O₄ or NaHSO₃) removed the Bts group of *N*-Bts-Phg in refluxing EtOH–H₂O. The most convenient Zn, Al–Hg, or H₃PO₂ conditions did not cleave *p*-toluenesulfonamides in control experiments, indicating that the electron-withdrawing heterocycle activates the sulfone for reduction.¹⁰ Deprotection of *N*-Bts-Phg with Zn/HOAc–EtOH at rt (14 h) produced Phg, in quantitative yield, 99.9% ee by chiral stationary phase (CSP) HPLC assay after conversion to the 3,5-dinitrobenzamide (DNB). Deprotection by the dropwise addition of excess 50% aqueous H₃PO₂ at 50 °C over 2 h gave Phg with 99.5% ee (93% yield). Benzothiazole (**3**) was formed as the byproduct of reductive cleavage and was easily separated by organic extraction. Deprotection of *N*-Ths-Phg also proceeded smoothly (>99.8% ee using Zn–HOAc/EtOH, Zn–HCl/THF, Al–Hg/THF–H₂O, >90% yield). The Bts group of Bts-Phg easily survived conditions that cleave BOC (CF₃CO₂H, 2 days at rt) or Fmoc (Et₂NH, DMF, 21 h, rt). Slow cleavage did occur in CF₃CO₂H/C₆H₅SH (ca. 25%, 2 days rt), and Cbz hydrogenolysis conditions (H₂, Pd/C, EtOAc) resulted in partial Bts cleavage and catalyst poisoning. Deprotection with NaOH was effective for *N*-Bts-Pro (2.5 M NaOH: rt, 12 h, >99.8% ee by CSP HPLC after conversion to DNB-Pro-OMe; neutral byproduct 2-hydroxybenzothiazole, **4**), but harsher conditions were needed for *N*-Bts-Phg (1 M NaOH: 90–100 °C, 24 h; 14% ee). Finally, *N*_α-Bts-Trp-Met-Asp-Phe-NH₂ (protected cholecystokinin C-terminal tetrapeptide) was cleaved using slow addition of 50% H₃PO₂ in DMF at rt.¹¹

(8) (*R*)-Phenylglycine (0.483 g, 3.20 mmol) was dissolved in 0.25 M aqueous NaOH (11 mL, 2.8 mmol) at 10 °C. Solid **1** (1.10 g, 4.72 mmol) was added, and the suspension was stirred for 10 h at 10 °C while the pH was monitored and 1.3 M NaOH was added to maintain pH 10–10.5 (1.09 g, 97%), mp 162–165.5 °C (dec) after acidification and recrystallization.

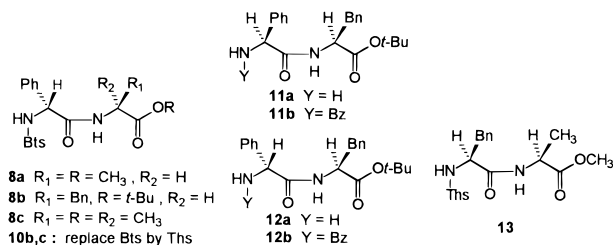
(9) Product is water soluble; good yield requires evaporation of water.

(10) Kende, A. S.; Mendoza, J. S. *Tetrahedron Lett.* **1990**, *31*, 7105.

Several peptide coupling applications were explored in the sensitive Phg system. Recrystallized *N*-Bts-(*S*)-Phg was heated with 3 equiv of SOCl₂ in CH₂Cl₂, and the crude acid chloride **5** was reacted with amino esters **6** (H₂O/Na₂CO₃-NaHCO₃/CH₂Cl₂, 0–5 °C, 15 min). Protected dipeptides **7** were isolated



in high yield by crystallization (**7a**, 95%; **7b**, 89%; **7c**, 95% crude solid, 87% recrystallized), indicating essentially complete coupling despite the short reaction time. The minor diastereomers **8a** and **8b** and the enantiomer **8c** were prepared independently to establish detection limits in the crude products (**7a**, CH₃O ¹³C satellite vs **8a** ¹H CH₃O signal, <0.1% **8a** detectable;¹² **7b**, *t*-BuO ¹³C satellite vs ¹H *t*-BuO signal, 0.1% detectable;¹² **7c**, <0.1% **8c** detectable, CSP HPLC), as well as assay error (**7a/8a**, ±0.1%; **7b/8b**, ±0.2% crude, ±0.1% after crystallization; **7c/8c**, ±0.05%). No equally sensitive assay for *N*-Bts-Phg was found, thus the overall results were evaluated by comparing ee of the commercial starting materials (CSP HPLC: (*S*)-Phg, >99.9% ee; (*R*)-Phg, 99.2% ee; **6a**, 99.6% ee; **6b** ≥99.8% ee) with the de of **7a,b/8a,b** or the ee of **7c/8c**.



Diastereomer purity in *crude 7a* (99.7% de) and **7b** (99.6% de) and enantiomeric purity in *crude 7c* (99.8% ee) was consistent with a maximum of 0.1% racemization of the Phg subunit (≥99.8% retention) after allowing for experimental error and the purity of commercial reagents. Carpino *et al.* have shown that Cbz-Phg-F reacts with Aib-OCH₃ or with proline amide to give the dipeptides Cbz-Phg-Aib-OCH₃ (<1% racemization) and Cbz-Phg-Pro-NH₂ (<0.1% diastereomer formation).^{3a} The results with *N*-Bts-Phg-Cl are satisfactory in view of the simple reagents, methods, and greater reactivity compared to Cbz-Phg-F.¹³

Crystallization of the protected dipeptide **7b** improved ¹³C satellite assay precision (99.8% de). Purified **7b** was deprotected by the slow addition of 50% H₃PO₂, refluxing THF–H₂O), and the resulting **11a** was converted into the more stable **11b** (BzCl/NEt(*i*-Pr)₂/CH₂Cl₂; 99% yield overall, 99.8% de; <0.1% diastereomer detection limit, ¹³C satellite method). Using other reducing agents for deprotection, significant epimerization was detected in **11b** (Na₂S₂O₄/EtOH–H₂O, reflux, 2 h, 97% de; NaHSO₃, EtOH–H₂O, 6 h reflux, 88% de) in contrast to the H₃PO₂ results.

(11) H₃N-(+)-Trp-Met-Asp-Phe-NH₂ Cl(-) (Sigma) was protected using excess BtsCl/NaOH (ca. 90% isolated). Cleavage with 50% H₃PO₂/DMF at rt followed by precipitation from dilute HCl gave ca. 70% recovery of material having the same NMR signals as the commercial peptide and minor signals due to a Bts-containing impurity.

(12) Dewey, R. S.; Schoenewaldt, E. F.; Joshua, H.; Paleveda, W. J., Jr.; Schwam, H.; Barkemeyer, H.; Arison, B. H.; Veber, D. F.; Denkwalter, R. G.; Hirschman, R. *J. Am. Chem. Soc.* **1968**, *90*, 3254. Freidinger, R. M.; Hinkle, J. S.; Perlow, D. S.; Arison, B. H. *J. Org. Chem.* **1983**, *48*, 77.

(13) In a competition experiment, Aib-OCH₃·HCl/5% NaHCO₃ was added to 3 equiv of Cbz-Phg-F^{3a} and 3 equiv of Bts-Phg-Cl in CH₂Cl₂. A chloride/fluoride reactivity advantage of 99:1 was established by NMR.

Similar reactions were briefly explored in the *N*-Ths-Phg series without optimizing yields. Thus, warming recrystallized *N*-Ths-(*S*)-Phg or *N*-Ths-(*R*)-Phg with thionyl chloride followed by reaction with **6c** (aqueous Na₂CO₃/CH₂Cl₂) produced **9c** or **10c** (64%). The enantiomers were distinguished by the chemical shift of the thsyl C–CH₃ signal in the presence of a chiral europium shift reagent (≥99.8% ee, ¹³C satellite method; detection limit based on an authentic 99.7:0.3 mixture). Similarly, the Ths-Phg-Phe-OC(CH₃)₃ diastereomers **9b** and **10b** were obtained starting from **6b** and *N*-(*S*)-Ths-Phg and *N*-(*R*)-Ths-Phg, respectively (86–7% yield, ≥99.8% de). Deprotection of **9b** with Zn–HOAc followed by *N*-benzoylation afforded **11b** (92% overall, 99.8% de), and similar treatment of **10b** produced **12b** (≥99.7% de). Reaction of **9b** with Na₂S₂O₄/EtOH–H₂O (reflux) followed by benzoylation gave significant epimerization in **11b** (96% de). However, the standard H₃PO₂ deprotection of **9b** produced **11b** with 99.8% de (95% overall yield). Thus, the Bts and Ths protecting groups have very similar properties. The Bts group is cheaper, but the Ths group has small advantages in the rate of *N*-protection (aqueous suspension method), solubility, and crystallinity in some cases.

One additional dipeptide example was explored. Thus, (*S*)-phenylalanine (99.6% ee) was treated with ThsCl followed by thionyl chloride as usual. The resulting crude *N*-Ths-(*S*)-Phe-Cl was reacted with **6a** (99.6% ee) to give **13** in 70–75% overall yield (Na₂CO₃–H₂O/CH₂Cl₂ conditions). The thsyl C–CH₃ ¹H NMR signals of the diastereomers were resolved and 99.6% de was determined (¹³C satellite method). However, if the crude *N*-Ths-(*S*)-Phe-Cl was recrystallized, then coupling with **6a** as before gave **13** with >99.8% de.

In summary, the Bts and Ths groups allow conversion of phenylglycine to the protected acid chloride **5**. Rapid coupling occurs with **6a–c** in the absence of additives, and the demanding Aib-OME substrate affords **7c** with 99.8% ee. Deprotection of diastereomers **7b/8b** and **9b/10b** is possible without change in de using the inexpensive Zn/HOAc–EtOH or 50% H₃PO₂. The latter procedure involves homogeneous (moderately acidic) reducing conditions. We could find no prior use of H₃PO₂¹⁴ in peptide synthesis or in *N*-deprotection. Other Bts- or Ths-protected amines are easily made and deprotected,^{15,16} but these were not studied in detail since many protecting group options are available.¹⁷ On the other hand, there are few alternatives that allow preparation of stable amino acid chlorides. The Bts-protected amino acid chlorides are recommended as practical reagents for difficult solution phase peptide-coupling reactions or for other applications where the high reactivity of an acid chloride is important.

Acknowledgment. This work was supported by the National Institutes of Health (CA17918).

Supporting Information Available: Full experimental procedures, characterization, and assay data (24 pages). See any current masthead page for ordering and Internet access instructions.

JA961485N

(14) Popik, V. V. In *Encyclopedia of Reagents for Organic Synthesis*; Paquette, L. A., Ed.; Wiley: New York, 1995; Vol. 4, pp 2790.

(15) Glutathione and cysteine are known to cleave unsubstituted heteroarsulfonamides derived from **1** and **2** by a nucleophilic mechanism: Colucci, D. F.; Buyske, D. A. *Biochem. Pharmacol.* **1965**, *14*, 457. Conroy, C. W.; Schwam, H.; Maren, T. H. *Drug Metab. Disp.* **1984**, *12*, 614. We thank a referee for these citations and for other valuable comments.

(16) Glycine (82% for thsyl protection, two-phase conditions; 89% for deprotection, Zn/HOAc–EtOH); indole (88% yield for protection using NaH + BtsCl in THF; 91% yield for deprotection with H₃PO₂ at rt, 2 h); trans-2-methyl-3-(triphenylmethyl)aziridine^{5c} (77% for thsyl protection; 75% for deprotection, Zn/HOAc–EtOH); attempts to protect 2-phenylaziridine gave ring cleavage products; dibenzylamine (99% yield for thsyl protection, 94–5% for deprotection with Zn/HOAc–EtOH or Al–Hg/H₂O–THF).

(17) Greene, T. W.; Wuts, P. G. M. *Protective Groups in Organic Synthesis*, 2nd ed.; John Wiley & Sons, Inc.: New York, 1991.